

PART 1

Model of passport issued in a Member State



Explanatory notes for completing the passport

- In each Section of the passport the following format shall be used to indicate
 - a date: dd/mm/yyyy
 - a time: 00:00
- Section III, point 5: information required where the animal has a clearly readable tattoo applied before 3 July 2011 and is not marked by the implantation of a transponder.
- Section V: only required
 - before movement into another Member State in accordance with EU animal health legislation; or
 - where the animal re-enters the Union after a movement to territories or third countries in accordance with EU animal health legislation (to be completed before the animal leaves the Union); or
 - in accordance with national legislation.
- Section V, "VALID FROM²": information not required for booster vaccinations.

ISO Country Code + Number

Explanatory notes for completing the passport

- Section VI: only required where the animal re-enters the Union after a movement to certain territories or a third countries in accordance with EU animal health legislation (to be completed before the animal leaves the Union).
- Section VII: only required before movement into certain Member States in accordance with EU animal health legislation.
- Section VIII to XI: may be required by territories or third countries of destination which accept the passport.
- Section X: only required where the animal is accompanied by a health certificate in accordance with EU animal health legislation.
- Section XII: additional information required under national legislation.

ISO Country Code + Number

I. DETAILS OF OWNERSHIP

1. Name: _____
Surname: _____
Address: _____

Post-Code: _____
City: _____
Country _____
Telephone number*: _____
Signature: _____

2. Name: _____
Surname: _____
Address: _____

Post-Code: _____
City: _____
Country _____
Telephone number*: _____
Signature: _____

* optional

ISO Country Code + Number

II. DESCRIPTION OF ANIMAL

*PICTURE OF THE ANIMAL
(optional)*

1. Name*: _____
2. Species: _____
3. Breed*: _____
4. Sex _____
5. Date of Birth*: _____
6. Colour: _____
7. Any notable or discernable features or characteristics: _____

* as stated by owner

ISO Country Code + Number

III. MARKING OF ANIMAL

1. Transponder alphanumeric code

2. Date of application or reading* of the transponder

3. Location of the transponder

4. Tattoo alphanumeric code

5. Date of application/date of reading of the tattoo
_____/_____/_____
6. Location of the tattoo

The marking must be verified before any new entry is made on this passport

* delete as necessary

ISO Country Code + Number

IV. ISSUING OF THE PASSPORT

Name of the authorised veterinarian: _____



Address: _____

Post-code: _____
City: _____
Country: _____
Telephone number: _____
E-mail address: _____
Date of issuing: _____




*STAMP &
SIGNATURE*

ISO Country Code + Number

V. VACCINATION AGAINST RABIES

ISO Country Code + Number	MANUFACTURER & NAME OF VACCINE	BATCH NUMBER	VACCINATION DATE ¹			AUTHORISED VETERINARIAN
			VALID FROM ²	VALID UNTIL ³		
			1			
			2			
			3			
			1			
			2			
			3			

* At least name, address, telephone number and signature.

ISO Country Code + Number			1		
			2		
			3		
			1		
			2		
			3		
			1		
			2		
			3		

* At least name, address, telephone number and signature.

VI. RABIES ANTIBODY TITRATION TEST

I, the undersigned, confirm that I have seen an official record stating that the rabies antibody titration test performed at an EU-approved laboratory on a sample of blood collected on the date mentioned below from the above described animal proved a response to anti-rabies vaccination at a level of serum neutralising antibody equal to or greater than 0.5 IU/ml.

Sample collected on: _____

Name of the authorised veterinarian:

Address: _____

Telephone number: _____

Date: _____

*STAMP &
SIGNATURE*

ISO Country Code + Number

IN CASE OF A FURTHER TEST

I, the undersigned, confirm that I have seen an official record stating that the rabies antibody titration test performed at an EU-approved laboratory on a sample of blood collected on the date mentioned below from the above described animal proved a response to anti-rabies vaccination at a level of serum neutralising antibody equal to or greater than 0.5 IU/ml.

Sample collected on: _____

Name of the authorised veterinarian:

Address: _____

Telephone number: _____

Date: _____

*STAMP &
SIGNATURE*

ISO Country Code + Number

VII. ANTI-ECHINOCOCCUS TREATMENT

ISO Country Code + Number	MANUFACTURER & NAME OF PRODUCT	DATE ¹ TIME ²	VETERINARIAN
			1 2
		1 2	STAMP & SIGNATURE
		1 2	STAMP & SIGNATURE

ISO Country Code + Number		1 2	STAMP & SIGNATURE
		1 2	STAMP & SIGNATURE
		1 2	STAMP & SIGNATURE
		1 2	STAMP & SIGNATURE
		1 2	STAMP & SIGNATURE

VIII. OTHER ANTI-PARASITE TREATMENTS

ISO Country Code + Number	MANUFACTURER & NAME OF PRODUCT	DATE ¹ TIME ²		VETERINARIAN
		1	2	
ISO Country Code + Number		1		STAMP & SIGNATURE
		2		
			1	
		2		
		1		STAMP & SIGNATURE
		2		

ISO Country Code + Number		1		STAMP & SIGNATURE	
		2			
			1		STAMP & SIGNATURE
			2		
			1		STAMP & SIGNATURE
		2			
		1		STAMP & SIGNATURE	
		2			
		1		STAMP & SIGNATURE	
		2			

IX. OTHER VACCINATIONS

ISO Country Code + Number	MANUFACTURER & NAME OF VACCINE	BATCH NUMBER	VACCINATION DATE ¹ VALID UNTIL ²		VETERINARIAN STAMP & SIGNATURE
			1	2	
ISO Country Code + Number			1	2	STAMP & SIGNATURE
			1	2	STAMP & SIGNATURE
			1	2	STAMP & SIGNATURE

ISO Country Code + Number			1	2	STAMP & SIGNATURE
			1	2	STAMP & SIGNATURE
			1	2	STAMP & SIGNATURE
			1	2	STAMP & SIGNATURE
			1	2	STAMP & SIGNATURE

X. CLINICAL EXAMINATION

DECLARATION

DATE

**AUTHORISED
VETERINARIAN**

The animal shows no signs of diseases and is fit to be transported for the intended journey

The animal shows no signs of diseases and is fit to be transported for the intended journey

The animal shows no signs of diseases and is fit to be transported for the intended journey

The animal shows no signs of diseases and is fit to be transported for the intended journey

* At least name, address, telephone number and signature.

ISO Country Code + Number

XI. LEGALISATION

LEGALISING BODY

DATE

**STAMP/
SIGNATURE**

STAMP & SIGNATURE


STAMP & SIGNATURE

STAMP & SIGNATURE

STAMP & SIGNATURE

ISO Country Code + Number

ISO Country Code + Number	XII. OTHERS



PART 2

Additional requirements concerning the passport issued in a Member State

1. Format of the passport:
The dimension of the passport shall be 100 × 152 mm.
2. Cover of the passport:
 - (a) front cover:
 - (i) colour: blue (PANTONE® Reflex Blue) and yellow stars (PANTONE® Yellow) in the upper quarter complying with the specification of the European emblem (1);
 - (ii) the words 'European Union' and the name of the Member State of issue shall be printed in the same typeface;
 - (iii) the ISO country code of the Member State of issue followed by a unique alphanumeric code (indicated as 'number' in the model of passport set out in Part 1) shall be printed on the bottom;
 - (b) inside front cover and inside back cover: colour white;
 - (c) back cover: colour blue (PANTONE® Reflex Blue).
3. Sequences of the headings and numbering of pages of the passport:
 - (a) the sequence of the headings (with the roman numbers) must be strictly respected;
 - (b) the pages of the passport shall be numbered at the bottom of each page in the following format: 'x out of n', where x is the current page and n is the total number of pages of the passport;
 - (c) the ISO country code of the Member State of issue followed by a unique alphanumeric code shall be printed on each page of the passport;
 - (d) the number of pages and the size and shape of the boxes in the model of passport set out in Part 1 are indicative.
4. Languages:
All printed text shall be in the official language(s) of the Member State of issue and in English.
5. Security features:
 - (a) after the required information has been entered in Section III of the passport, a transparent adhesive laminate shall seal the page;
 - (b) where the information on one of the pages of the passport takes the form of a sticker, a transparent adhesive laminate shall seal that sticker in the case where the latter is not self-destructed when it is removed.